



INFINITY
HYDRAULIC HOME ELEVATOR




A LUXURY STANDARD

Every Infinity elevator is designed and built to meet or exceed the strictest elevator, electrical, mechanical and building safety guidelines. Whether you are renovating, or building new, your dealer can incorporate the Infinity into your home.

The Infinity features many of the same construction materials as commercial elevators to ensure long-lasting reliability. The electronic systems are optimized for ease of installation, while the remote power unit provides a safety feature allowing full access for maintenance and the emergency systems. The high efficiency hydraulic drive system is dependable and provides an exceptionally smooth ride, while the submersible pump and motor are whisper quiet.

The convenience and increased mobility that a residential elevator delivers can truly enhance your home and its resale value. Once you've decided to add this luxury to your home, Savaria offers many



options from which to choose. We understand you demand high quality and excellent value for your investment. When you choose the Infinity® by Savaria you get the best of both worlds. The Infinity is luxurious value, built reliably – *just for you.*

CUSTOMIZING YOUR SOLUTION

No doubt, you've created your perfect home environment through thoughtful choices balanced with functionality and lifestyle. Rest assured that with the Infinity, you can customize your elevator from construction configuration, to your preferred fixtures, giving you the perfect solution suited to your construction needs and design tastes.

Choose from a range of cab styles and sizes for traditional to modern homes and anything in between. Select your fixtures to complement and complete your solution. The information on the back may assist you in selecting the best options for your needs.

BARRIER-FREE LUXURY LIVING

For more and more people, their dream home includes a home elevator. The added luxury and convenience for today also provides easy accessibility for all, making your home barrier-free for years to come.



CHOOSE YOUR FINISHES

Elevator Cab Interiors


Choose from a selection of finished hardwood or unfinished veneer cabs in traditional species including oak, cherry and maple. We also offer high quality white MDF with a raised profile. Our standard elevator includes your choice of flat melamine or unfinished MDF.

- Hardwood
- Unfinished veneer
- White lacquered MDF
- Melamine

► See color chart for more details

Fixtures

Choose from stainless steel, anodized aluminum, anodized bronze or brass fixtures including cab operating panel, hall call stations and handrail.




Hardwood

Unfinished veneer

Melamine

White MDF



Savaria Auto Slim Doors

Add convenience and an elegant, modern appearance to your Savaria Infinity elevator with Savaria automatic slim doors. With their innovative design, the sill between the landing floor and the elevator cab is kept compact. Finish the doors in a choice of powder coated paint, or upgrade with stainless steel. You can even finish the inside and outside differently to match your décor.

Cab Gates


Three styles of accordion gates are available.



Clearfold



Panelfold



Visifold

From modern to traditional, your Savaria Infinity home elevator can be created to reflect your style. Our glass auto slim doors pictured above are just one way to build personalized luxury.



In business for over 30 years, Savaria designs, engineers and manufactures products to help people gain personal mobility. We produce elevators – from basic to luxurious – for homes and select commercial applications. We also make a complete range of accessibility lifts for residential use and demanding commercial environments.

All of our products are made with the goal of helping people move – whether it's to improve mobility issues or to simply make life easier. By listening to each customer's unique needs, we're able to provide individualized solutions – whether it is for health reasons or just personal preferences.

Better mobility for life



Savaria employs over 400 people dedicated to the accessibility industry. While competitors have come and gone, Savaria has continued to build a strong portfolio of products that have been installed in thousands of locations throughout North America and other world markets. The company owns and operates full manufacturing facilities with research and development, engineering and technical support teams. A large network of authorized Savaria dealers provide expert installation and service. To locate a dealer near you, please contact Savaria.

EXCEPTIONAL STANDARD FEATURES

- 2 stops with up to 10' of travel (up to 50' optional)
- 750 lb, 950 lb or 1000 lb rated capacity
- 36" x 48", 36" x 54", 36" x 60" or 40" x 54" cab size
- 80" or 84" cab height
- Cab entry/exit: same side or walk through
- Variable speed valve with soft start/stop (36 fpm nominal)
- Self contained submersible hydraulic pump and motor
- Emergency alarm and stop buttons
- Emergency battery back-up for cab lighting and lowering
- 8" minimum pit depth
- Power: 230V 1 phase 60 Hz, 208V 3 phase 60 Hz or 220V 1 phase 50 Hz
- Choice of six (6) melamine wall panels or unfinished MDF cab finish
- Solid ceiling with four recessed LED down lights
- Stainless steel or anodized aluminum cab operating panel
- Automatic push button operation
- Illuminated push buttons
- Digital floor and directional indicator
- Stainless steel or anodized aluminum rectangular hall call stations
- Clear or bronze anodized aluminum cab trim
- Cylindrical handrail in clear or bronze anodized aluminum
- Recessed plywood flooring
- Basic surface-mount telephone
- 36 month warranty on parts, ask dealer for details

ADDITIONAL INFINITY OPTIONS

- Up to 6 stops with up to 50' of travel
- 1400 lb capacity (where permitted)
- Custom cab sizes (up to 15 sq. ft.)
- 96" cab height (108" clear overhead required)
- 90 degree entry/exit cab options
- Side entry/exit cab options
- Unfinished veneer, finished MDF or finished solid hardwood for cab/ceiling. See color chart for more details on finishes available
- Telephone cabinet in brass, stainless steel or anodized aluminum
- For the ultimate in luxury and convenience, add Savaria automatic slim doors (requires 84" cab)

Authorized Savaria dealer:

AM Elevator Service Co, Inc.
 1562 Global Court
 Sarasota, FL 34240
 (941) 378-9324 - Phone
 (941) 378-9326 - Fax
 Website: www.amelevator.com
 Email: amelevator2003@gmail.com

INFINITY CAB FEATURES S=standard O=optional

Cab Walls

MDF or melamine (see color chart for selections available)	S
Unfinished veneer	O
Lacquered, routed white MDF	O
Raised panel hardwood: cherry, maple or oak	O

Ceilings

Standard architectural white or MDF	S
Match to cab wall selection	O

Cab Entrance Trim

Clear or bronze anodized aluminum	S
-----------------------------------	---

Gates

Black scissor	O
Panelfold (bronze frame with antique white inserts plus 3 clear acrylic inserts)	O
Panelfold (clear anodized frame with antique white inserts plus 3 clear acrylic inserts)	O
Panelfold (bronze or clear anodized frame with all antique white inserts)	O
Clearfold (clear anodized frame with clear acrylic inserts)	O
Visifold (bronze frame with bronze acrylic inserts)	O
Savaria automatic slim doors	O

Lights

Recessed clear or bronze anodized aluminum down lights	S
Recessed brass down lights	O

Handrails

Cylindrical clear or bronze anodized aluminum	S
Cylindrical stainless steel	O
Cylindrical brass	O

Cab Operating Panel

Stainless steel	S
Clear or bronze anodized aluminum	S
Brass	O

Hall Call Stations

Rectangular stainless steel	S
Rectangular clear or bronze anodized aluminum	S
Rectangular brass	O
Oval design on any hall call finish	O



www.savaria.com

2 Walker Drive, Brampton, ON L6T 5E1 Canada

tel: 800.661.5112 fax: 905.791.2222